

Descendancy Research

Family History Consultant Webinar



THE CHURCH OF
JESUS CHRIST
OF LATTER-DAY SAINTS

Why do descendancy research?



Break the brick walls in your ancestry by bringing your research forward in time.



Find relatives who are researching the same family line.



Find relatives who have family stories or artifacts.



Find more temple opportunities.

Descendancy research tips

- ▶ Choose an ancestor who lived since the mid-1800s.
- ▶ Check for family histories on the Internet or in published materials to see if someone has already researched the family line.
- ▶ Trace the male descendants through the United States federal censuses, where possible.
- ▶ Check marriage records to obtain the married surnames of female descendants.
- ▶ Check the Social Security Death Index for those who died in 1962 or later.
- ▶ Once you know a date of death, search newspapers for obituaries.

Contacting distant relatives

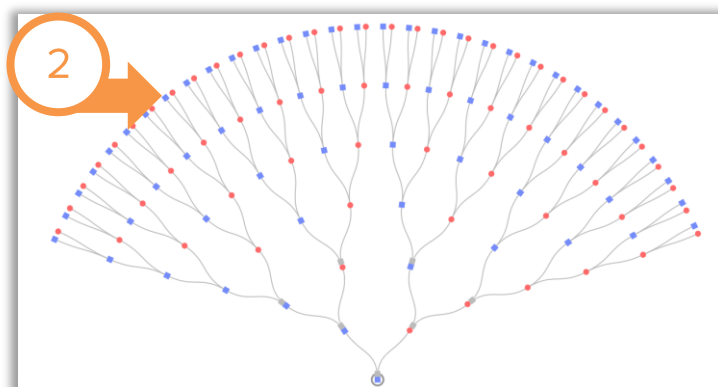
- ▶ Identify yourself.
- ▶ Explain why you are calling.
- ▶ Indicate your relationship to them and your common relative.
- ▶ Share information.

Using puzzilla.org to identify descendancy gaps

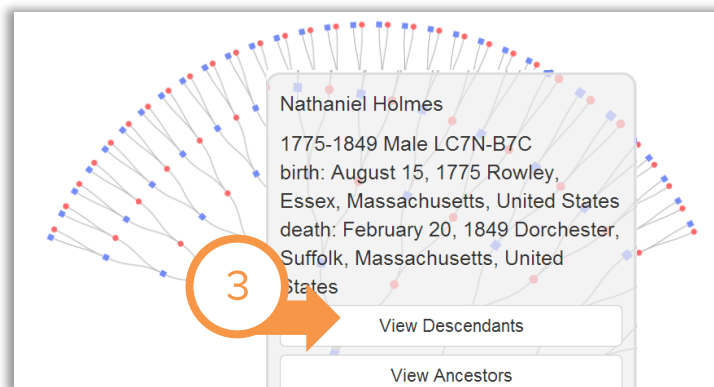
1. Go to www.puzzilla.org, and sign in with your FamilySearch account.



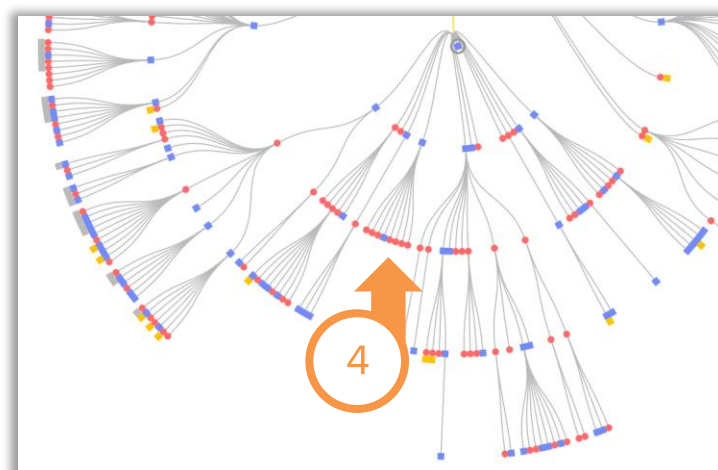
2. Choose an ancestor represented by a pink or blue dot.



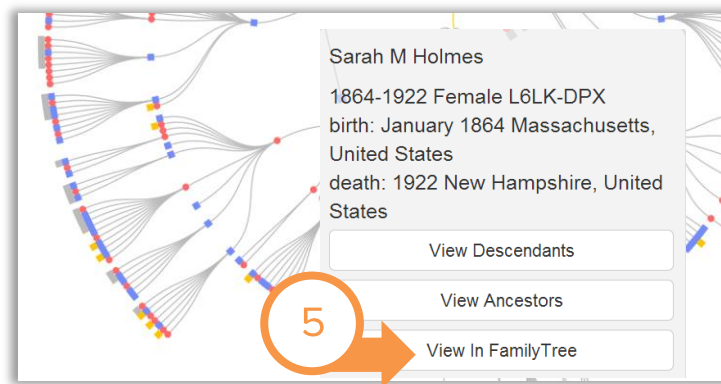
3. Click **View Descendants**.



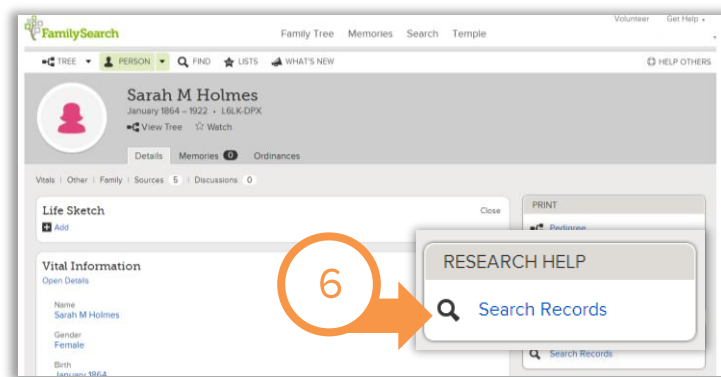
4. Look for gaps where no descendants are listed.



- Click an individual who has no descendants listed, and then click **View in Family Tree**.



- Click **Search Records** to look for records that identify the person and additional family members.



Policies for submitting names for temple work

Remember that permission from the closest living relative is required before temple ordinances can be performed for those born in the last 110 years.

